



Gross Value Added

At a glance:

- Bradford's total GVA¹ for 2016 was £10.1 billion
- In 2016 GVA per head of population in Bradford was £18,810. This was lower than the regional (£21,285) and national (£26,584) averages
- Over the latest year (2015 to 2016) Bradford experienced a growth of 2.1% in total GVA, this was lower than the regional (2.9%) or national (3.6%) averages

Introduction

Gross Value Added (GVA) data for 2016 was released by the Office for National Statistics on 21 December 2017. Due to changes in the way in which GVA has been calculated, the data in this bulletin can only be compared to the data for 2014 and 2015. A definition of the term GVA can be found at the end of this bulletin.

GVA Trends

- In 2016 Bradford District GVA was £10,050 million. This represents 8.7% of the Yorkshire and Humber regional total.
- Growth in the district's GVA between 2015 and 2016 was lower than experienced between 2014 and 2015 – 2.1% compared to 5.7%
- It was also lower than the Yorkshire and Humber regional and UK national rates of growth for 2015 and 2016 at 2.9% and 3.6% respectively
- Over the longer term, GVA in Bradford has increased by 15.4% between 2012 and 2016

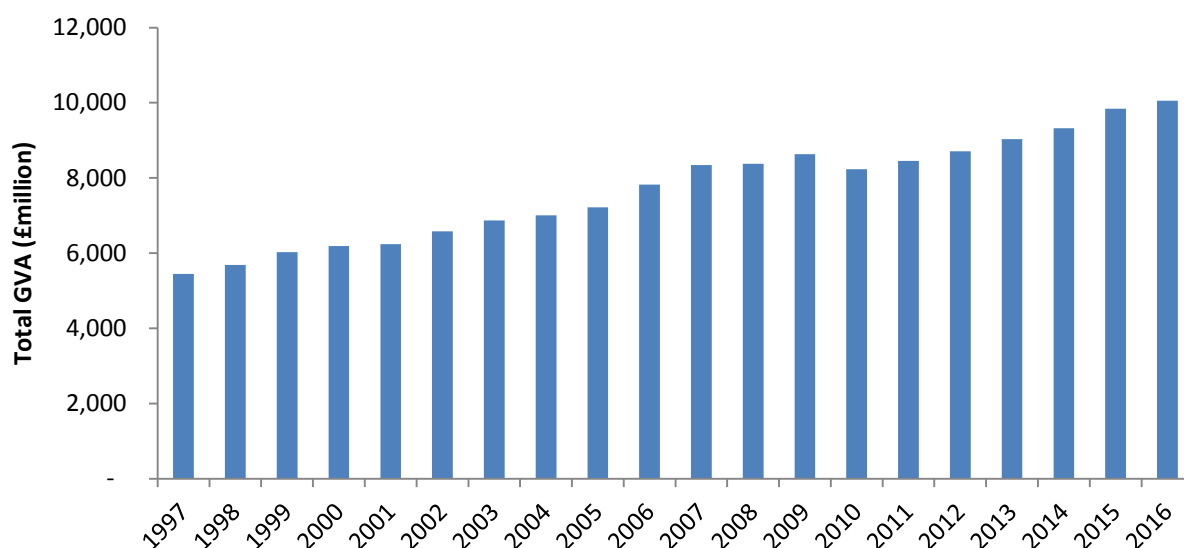


Figure 1: Bradford District Total GVA Trends 1997 to 2016

¹ Regional GVA (income approach)

Figure 2: Headline GVA at current basis prices 2016*					
NUTS 3 Areas	GVA per head		Total GVA		
	2016 (£)	% change 2015 - 2016	2016 (£million)	% change 2015 - 2016	% of Yorkshire & Humber total
Bradford	18,810	1.5%	10,050	2.1%	8.7%
Leeds	28,597	1.6%	22,355	2.6%	19.4%
Calderdale & Kirklees	18,752	2.4%	12,129	3.0%	10.5%
Wakefield	21,035	2.3%	7,085	3.3%	6.1%
West Yorkshire	22,447	1.9%	51,620	2.7%	
Yorkshire & Humber	21,285	2.2%	115,489	2.9%	
United Kingdom	26,584	2.7%	1,747,647	3.7%	

Source: Regional Accounts, Office for National Statistics (*2016 data is provisional)

GVA per head

- GVA is also measured per head of population. Bradford has a relatively low GVA per head of population figure.
- At 2016 Bradford's per head figure at £18,810 was far lower than the West Yorkshire (£22,447) and national (£26,584) averages and also lower than the Yorkshire and Humber (£21,285) regional average.
- The chart below shows that Bradford has made some improvement since 2010 following a significant downturn as a result of the recession.

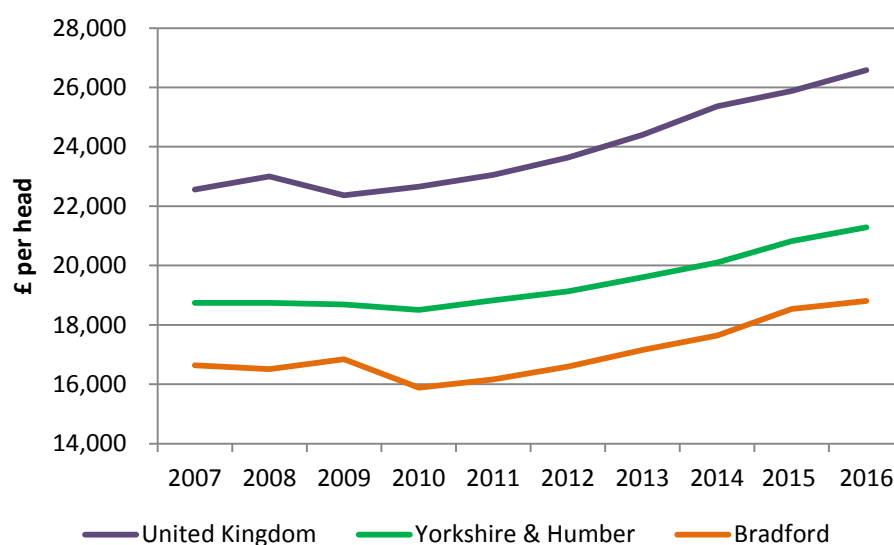


Figure 3: GVA per head (£) 2007 to 2016

GVA per filled job (productivity)

- GVA per filled job has now replaced GVA per head as a measure of economic performance.
- In Bradford, GVA per filled job in 2015 (the latest year for which data is available) was £43,731. This is lower than the Leeds, West Yorkshire and national averages but higher than the Calderdale and Kirklees, Wakefield and regional averages.
- Productivity (as measured by GVA per filled job) has increased by 1.2% between 2014 and 2015 in Bradford. This rate of growth is higher than the other West Yorkshire districts and the regional averages, but lower than the national average.

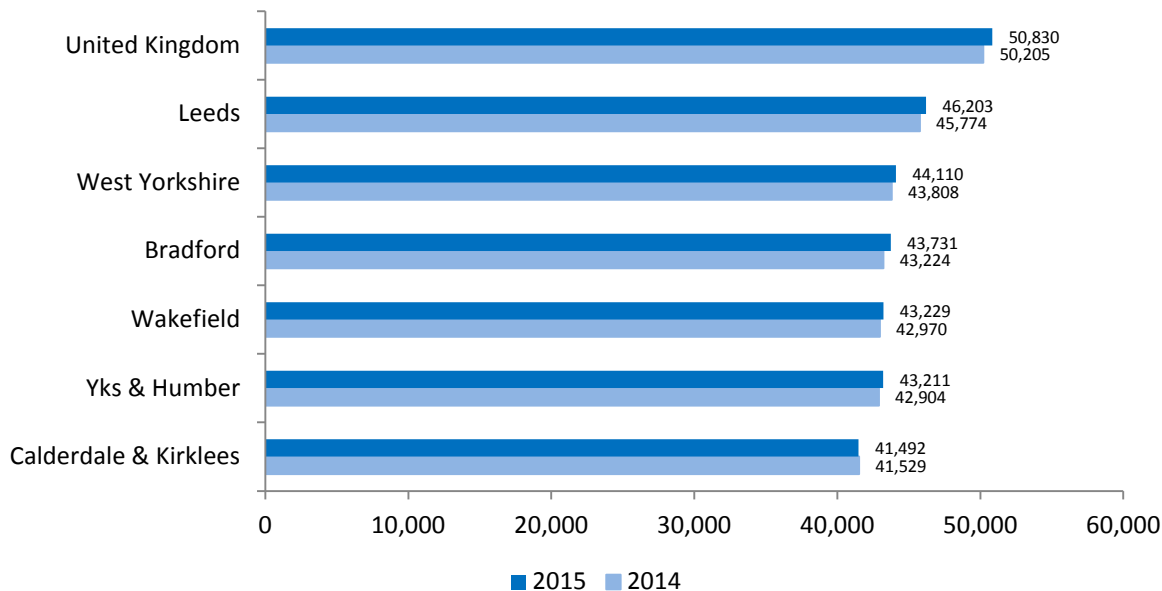


Figure 4: GVA per filled job at 2014 and 2015

GVA definition

- GVA measures the contribution of the economy of each individual producer, industry or sector in the United Kingdom
- GVA is used in the estimation of Gross Domestic Product (GDP). GDP is a key indicator of the state of the whole economy.
- The link between GVA and GDP can be defined as: GVA (at current market prices) plus taxes on products, less subsidies on products, equals GDP (at current market prices).

Data sources and further information

The next bulletin in this series will be released: December 2018

Source: Office for National Statistics (ONS)

Link: <https://www.ons.gov.uk/economy/grossvalueaddedgva/datasets/regionalgvanuts3>

<https://www.ons.gov.uk/employmentandlabourmarket/peopleinwork/labourproductivity/datasets/subregionalproductivitylabourproductivitygvaperhourworkedandgvaperfilledjobindicesbyuknuts2andnuts3subregions>



Contact: catriona.colborn@bradford.gov.uk

Email: catriona.colborn@bradford.gov.uk Telephone: 01274 434691

Office of the Chief Executive,

City of Bradford Metropolitan District Council,

3rd Floor, Margaret McMillan Tower, Princes Way, Bradford, BD1 1NN

ubd.bradford.gov.uk

Unless marked otherwise, you are free to use the content of this bulletin in your own work as long as you quote the source.

The wording in this publication can be made available in other formats such as large print. Please call 01274 434691