



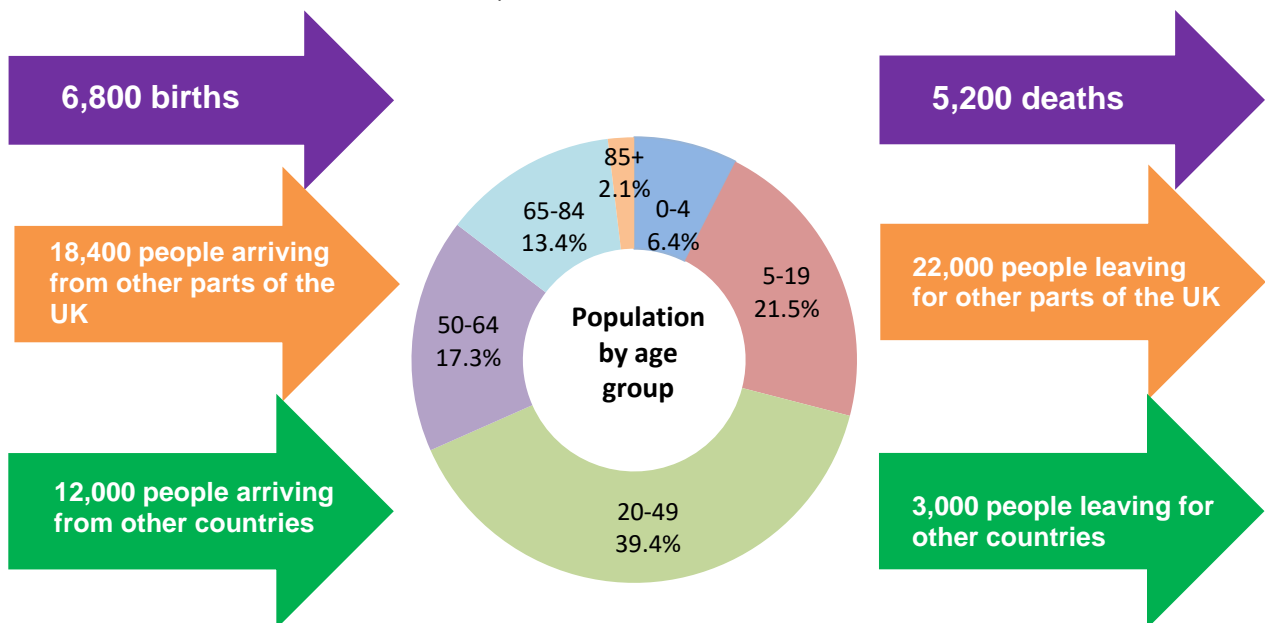
Bradford District population update

At a glance:

- The latest population estimate (for 30 June 2023) shows that there are 560,200 people living in Bradford District
- This is an increase of 7,600 (1.4%) people since June 2022
- The population consists of 284,600 (51%) females and 275,600 (49%) males
- Bradford is the fifth largest metropolitan district in England in terms of population (after Birmingham, Leeds, Sheffield and Manchester)

Population change from 2022 to 2023

The District's population has increased by 7,600 people (1.4%) since 2022. The increase is largely due to migration (there have been around 5,400 more people coming to live in Bradford than leaving for other parts of the UK and overseas) and "natural change" (there have been around 1,600 more births than deaths).



Young people

A large part of Bradford's population is dominated by the younger age groups. 27.9% of the population is aged under 20 and Bradford has the seventh highest percentage in England after the London Borough of Barking and Dagenham, Slough Borough Council, Luton Borough Council, Blackburn with Darwen Borough Council, Oldham Borough Council and Birmingham City Council.

Median age

The median age is the age where half the population is younger and half is older. Bradford's youthful population means that the District has a lower median age (36.8) than the Regional (40.5) and England average (40.4). Only Leeds has a lower median age (36.3) in West Yorkshire.

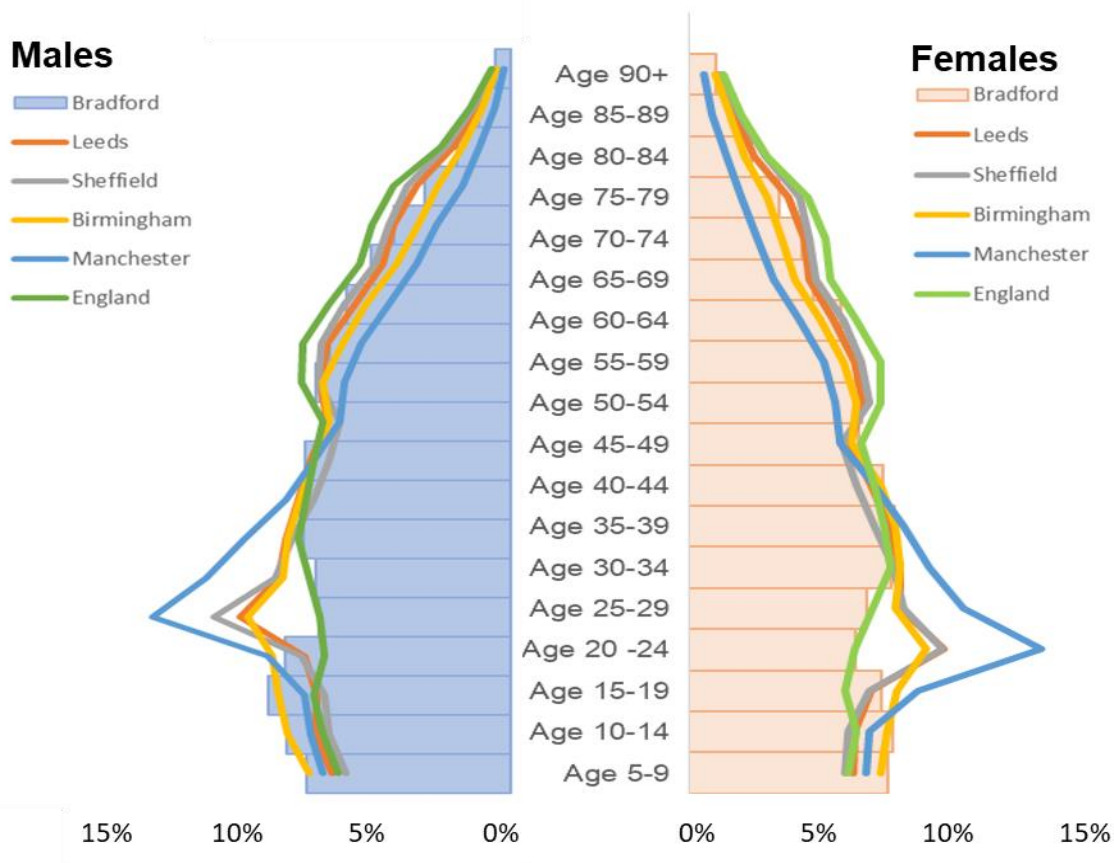
Population change 2011 – 2023

The District's population has increased by 37,100 (7.1%) since 2011, an annual rate of growth of between 0.3 and 1%.

Population by gender and five year age groups

The following population pyramid shows population percentages by five year age groups for Bradford, England, Birmingham, Leeds, Sheffield and Manchester.

This shows that Bradford has larger percentages of children than England, Leeds, Sheffield and Manchester, but broadly similar to Birmingham. There is a marked difference for teenagers and young adults, but broadly similar proportions for middle aged and old people.




Data sources and further information

Source: Office for National Statistics

Link: Office for National Statistics www.ons.gov.uk

For more information about population and other data for Bradford see Understanding Bradford District: <https://ubd.bradford.gov.uk>

Contact: Catriona Colborn
Email: catriona.colborn@bradford.gov.uk
Office of the Chief Executive,
City of Bradford Metropolitan District Council,
2nd Floor, Britannia House, Broadway, Bradford BD1 1EE
ubd.bradford.gov.uk



The wording in this publication can be made available in other formats such as large print.